


# USER MANUAL



## FIDELITY FIREBLOCK LITHIUM FIRE EXTINGUISHER

**MODEL: EGS9**  
**9 Litre FIREBLOCK LITHIUM**



**IMPORTANT:** Please read carefully.

This user manual contains important information about the fire extinguisher's operation. If this fire extinguisher is being installed for use by others, this manual must be left with the end user.

### INTRODUCTION

This manual is designed to provide you with the necessary information to operate and maintain your fire extinguisher effectively and safely.

Fire extinguishers are critical safety devices that can help prevent small fires from escalating into larger, unmanageable ones. However, they must be used correctly to be effective.

This manual explains how to use your fire extinguisher, including how to activate it, aim it, and safely discharge it onto a fire.

Remember, safety is paramount. Only attempt to tackle a fire if it is safe to do so. Always evacuate and call the fire department if a fire is too large to handle safely.

### TYPES / CLASSES OF FIRE

This **FIREBLOCK LITHIUM** extinguisher is designed and tested for use on the following types / classes of fire: -

- Class A fires involving solid materials, usually organic in nature in which combustion normally takes place with the formation of glowing embers e.g. wood, paper, textiles etc.
- Fires involving Lithium-ion batteries.

### INSTALLATION

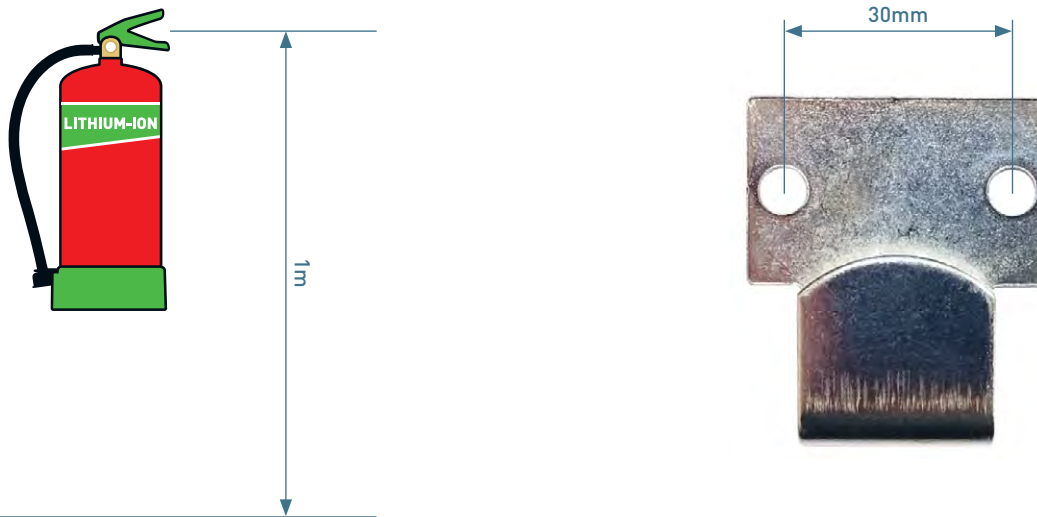
The fire extinguisher should be installed and commissioned by a trained and competent person in accordance with local regulations.

This fire extinguisher should be stored in a vertical orientation to ensure optimum performance.

## MOUNTING INSTRUCTIONS

The fire extinguisher should be mounted either using the wall bracket supplied, or floor mounted in accordance with the relevant risk assessment / local regulations. (see figure 1 for wall mounting)

**FIGURE 1**



Mount the extinguisher with handle 1m above the floor.

Fix mounting bracket supplied to a solid surface using suitable fixings, capable of supporting the weight of the extinguisher. (see data sheet for details)

## OPERATING INSTRUCTIONS

1. Hold the extinguisher upright and pull the safety pin, breaking the plastic tamper seal.
2. Stand at least 1 metre or a safe distance back from the fire and aim nozzle at the base of the fire.
3. Keeping the extinguisher upright, squeeze the handles together to discharge. Move closer as the fire is extinguished, avoid scattering the burning material.
4. When the fire is out, back away to a safe distance, while watching for possible re-ignition.
5. Evacuate and ventilate the area immediately after use. The fumes and smoke from any fire may be hazardous and can be deadly.

**NOTE:** Whenever possible, protective clothing and breathing equipment should be used while fighting a fire.

## SERVICING AND MAINTENANCE

This fire extinguisher should be subject to regular visual inspection.

If there is any evidence of discharge, pressure indication outside the green zone on the pressure gauge or obvious damage / corrosion, the extinguisher should be removed for re-charging and / or expert examination.

Refill after complete or partial discharge in accordance with the manufacturer's instructions.

The fire extinguisher should be commissioned and maintained by a competent trained person, in accordance with the manufacturer's instructions.

Site and install the extinguisher in accordance with the local fire risk assessment.

All servicing and filling should be done by a trained competent person, using only manufacturer's approved products and spare parts.



### **WARNINGS**

This fire extinguisher is a pressurised container. It must not be pierced or exposed to excessive heat. On no account should any attempt be made to remove the valve while still pressurised. Improper or careless use may cause serious bodily injury or property damage.

### **MATERIAL SAFETY DATA**

Contact FIREBLOCK® for Material Safety Data information sheet.

### **PRODUCT CERTIFICATION**

This fire extinguisher has been fully tested and complies with the requirements of the following product standards:  
SANS 1910: 2022 - BSI Kitemark KM805775 – Portable refillable fire extinguishers

# DATA SHEET 9L FIREBLOCK LITHIUM BATTERY FIRE EXTINGUISHER



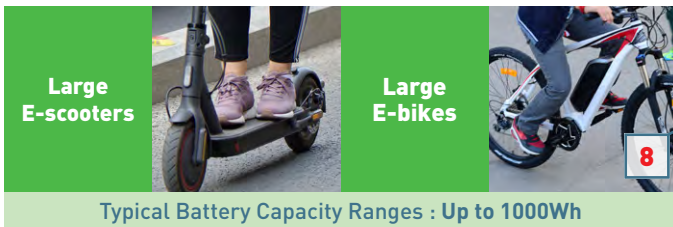
## Product Specification

› PRODUCT CODE :	EGS9
› CAPACITY :	9 Litres
› MEDIUM :	FIREBLOCK LITHIUM Gel
› FIRE RATING :	13A
› DISCHARGE THROW :	2.5 metres (at start of discharge)
› PROPELLANT :	Nitrogen gas
› FILLED & EMPTY WEIGHTS :	Filled 14.04kg   Empty 5.04kg
› NOMINAL DISCHARGE TIME :	49 seconds
› OPERATING PRESSURE :	15 bar at 20°C
› TEST PRESSURE :	2700kPa / 27 bar
› OPERATING TEMP RANGE :	+5°C to +60°C
› CYLINDER CONSTRUCTION :	Mild steel
› CYLINDER FINISH :	Polyester
› VALVE FINISH :	Brass
› PACKING SPEC (HxWxD) :	552 x 205 x 205mm

## Product Details

1 Valve	6 Hose
2 Safety pin	7 Cylinder
3 Anti-tamper seal	8 Hose clip
4 Pressure gauge	9 Wall bracket
5 9L FIREBLOCK LITHIUM Gel	

## Typical Risks



Specification subject to change without notice.